
July 2022

Panorama

presented by

PROUD
W**NDERITES!**

AT SWS WE TAKE PRIDE IN
CREATING AN ENVIRONMENT WHERE
CURIOSITY IS APPRECIATED,
QUESTIONS ARE ENCOURAGED
AND DIFFERENCES ARE RESPECTED.

MONTHLY NEWSLETTER



From the Principal's Desk

As the school reopened, the classes and corridors were again abuzz with students, their happy voices could be heard resonating all around. We thoroughly enjoyed every moment of this month which was filled with various activities and sessions that gave our students a chance to explore different facets of life.

Firstly, I would like to congratulate the SWS family for the brilliant result in CBSE Board Examination for the session 2021-22. The students performed confidently and scored good grades. It was an outcome of the hard work and dedicated effort put in collectively by the staff, parents and most importantly the students.

“When you invest your time, you make a goal and a decision of something that you want to accomplish. Whether it's to make good grades in school, be a good athlete, be a good person, go down and do some community service and help somebody who's in need, whatever it is you choose to do, you're investing your time in that.” ~Nick Saban

This quote by Nick Saban holds great importance for all of us as our path of life is determined by the choices we make and the things that we invest our time in. Each stage in our life requires different commitments from us. Being a student, one does not have many responsibilities so the investment in time should be totally towards education, as it is the most powerful tool to groom oneself. The difference between 'literacy' and 'education' is pertinent here. 'Literacy' is the ability to read and write and is often wrongly equated with 'education'. These two things have a stark difference. Literacy is a step to education and education is the complete development of a person in terms of knowledge, sensibility and most importantly, behaviour in different situations.

So, my dear students make use of every opportunity. Get on the stage; take part in dances, quizzes, art contests and all the other events, even if you feel you don't have the requisite skills. There is no harm in trying as participation is greater than winning and you will always learn something new to be a 'Confident, Competent and Caring Smart Wonderite'.

Warm Regards,
Poonamjit Kaur
Principal, Smart Wonders School



Excellent Result by Wonderites in CBSE Class 10

Smart Wonders School, Mohali, feels immensely proud of its students for giving such an excellent result of Boards in Class 10, CBSE examination for the session 2021-22. A total of 70 students appeared for the exams, with 23 students scoring more than 90% marks.

Navya Choudhary topped the school with 97.8%, followed by Gauri Gupta and Prabhleen Kaur with 97.4%, Ineshvir Singh Khurana in the third position with 97% followed by Manveer Singh with 96.8%. As many as 5 students -Prabhleen Kaur, Anant Kaur, Ineshvir Singh Khurana, Manveer Singh and Navya Choudhary scored 100/100 in Mathematics. Chahat Kumar, Navya Choudhary and Manveer Singh successfully scored 100/100 in Science. In English, Ravleen Kaur and Ineshvir Singh Khurana scored 99/100 and Ashi Singh scored 99/100 in French. Gauri Gupta, Ravleen Kaur, Purnima Dhawan and Navya Choudhary scored 99/100 in Punjabi and Gauri Gupta and Muskan Seth scored 97/100 in Hindi.

Heartiest congratulations to all the students and their families as well as the Staff and Management of Smart Wonders School for the exemplary performance! We wish our students the best for all their future endeavours! May the sun always shine on their window panes, may a rainbow be certain to follow each rain.

Excellent



Here's what our toppers have to say:



"It has been a pleasure being a part of SWS for over a decade and living such wonderful memories that will never be forgotten. The teachers of this school have shaped me to become the person I am today and I couldn't be more grateful for the love and kindness they have showered upon me. I express my deepest gratitude to each and every member of the SWS family for the amazing experience and the incredible achievements. Thank you!"



-Navya Choudhary



"I am delighted to have secured 97.4% marks in the CBSE Examinations. I have been a proud Wonderite for 13 years, during which I have been provided with quality education and great exposure in curricular and co-curricular fields by the school. The SWS family as well as my parents have been the most understanding and supportive during my journey, contributing to this achievement of mine. A little dedication on my end and the never-ending support from my teachers have not only helped me achieve good marks in this examination but also helped me believe in myself and work hard towards achieving bigger things in life. I cannot thank my parents and teachers enough for always being there for me."



-Gauri Gupta



"The feeling is really great of have accomplished the dream which was dreamt not only be me but my parents and teachers as well. Despite being a COVID batch, achieving this score is a result of the countless efforts of our teachers who tried their level best to provide us with the best of the knowledge they can through the online platform. All the staff members and the school as a whole had been really cooperative. I feel it is not only my victory but the victory of SWS. Now I can proudly walk out of the school as a Smart Wonderite!"



-Prabhleen Kaur



"SWS has etched an indelible mark on my life. This institute has been instrumental in shaping me into the young man I am today. This feat was possible only because of the continuous efforts and support put in by all my teachers. Words fall short to express my gratitude towards each and every member of SWS family. I'll be a proud Smart Wonderite throughout my life."



-Ineshvir Singh



"Today I feel so proud that I got a really good percentage. This is all because of the support of my school, teachers and my parents. Especially, my teachers are so loving and caring. Even during the lockdown, they put in their best effort to get the best out of us. I am so lucky that I studied in Smart Wonders School. My parents always say that the teachers of Smart Wonders are the best in the tricity."



-Manveer Singh





Navya Choudhary
97.8%



Gauri Gupta
97.4%



Prabhleen Kaur
97.4%



Ineshvir Singh
97%



Manveer Singh
96.8%



Ravleen Kaur
96.4%



Ashi Singh
94.8%



Anant Kaur Manku
94.4%



Chahat Kumar
94.2%



Purnima Dhawan
94.2%



Dhruvi Sharma
94%



Tanveer Singh
94%





Kangana Verma
93.2%



Muskaan Chadha
93.2%



Prachi
92.6%



Jitesh Puri
91.6%



Muskan Seth
91.6%



Mehak Chadha
91.4%



Sarayu Reddy Baddam
91.4%



Damita Sethi
90.6%



Harkirat Singh Bhatti
90.2%



Ishpreet Kaur
90%



Kangan Khuman
89.8%





Fun Learning!



Abacus is used to introduce math to children. An abacus requires not only mental cognition but also a certain amount of motor skill functions, activating different parts of the brain. To make our students confident in calculation, tiny tots of Class 1 made abacuses with the help of clay and straws. They showed the numbers on the abacus by sticking small clay balls on the bars. The activity also helped in simplifying the concept of place value system.

Compound words are easier to tackle if we think of them as two smaller words that are combined to form a new word. Children of Class 1 made compound word flip book to grasp the concept. They wrote and drew two words on the outside flaps and the compound words inside. When the students opened the flaps, they could see the compound word inside.



Shivam and Ekamdeep 1D



Ruzual, Jauharvir and Simrat 1D



Manseerat and Amoli 1D



Fateh Singh and Jenisha Goyal



Ekampreet Kaur and Mehnoor 1D



Class 1B



Class 1B



Ahaan and Mishka





Hindi Holiday Project

अपने वातावरण को स्वच्छ व सुंदर बनाए रखने हेतु कठपुतली (Stick Puppet) के माध्यम से एक कहानी तैयार करने के लिए दी गई। ग्रीष्मावकाश उपरांत कक्षा 4 के बच्चों ने विभिन्न प्रकार की रंग-बिरंगी कठपुतलियों के माध्यम से कहानी प्रस्तुत की।

इस गतिविधि के माध्यम से छात्रों के रचनात्मक विकास के साथ-साथ आत्मविश्वास में भी वृद्धि हुई। छात्रों ने अपने वातावरण को स्वच्छ व सुंदर बनाए रखने के लिए अनेक उपाय बताए।

अपना स्थान स्वयं बनाए कहानी के आधार पर कक्षा 5 के छात्रों को एक कॉमिक स्ट्रिप (Comic Strip) तैयार करने के लिए दी गई। ग्रीष्मावकाश उपरांत बच्चों ने विभिन्न प्रकार की रंग-बिरंगी कॉमिक स्ट्रिप के माध्यम से कहानी प्रस्तुत की। इस गतिविधि के माध्यम से छात्रों के रचनात्मक विकास के साथ-साथ आत्मविश्वास में भी वृद्धि हुई।



Class 4C



Class 4D



Class 5A



Class 5B



Class 5C



La fête nationale de la France

On the occasion of French National Day i.e. July 14th, students of Class 9 and 10 had a lively discussion on the major historic events preceding and following the French Revolution and attempted to gauge the significance of this day with a deeper perspective. To mark this day, the students had made beautiful posters and cover pages related to French films, books and magazines. The activity enabled the students to express their love for the language in a novel way and certainly enhanced their knowledge on French history and the rich cinema and literature of the country.

Les Monuments Français

For learning a language it is important we get to know about that place. France is well known for its monuments and is one of the major reasons for their vast tourism. Our students of Class 6 A shared some information about French monuments. This way they got a chance to connect with the culture and discover the architecture of famous buildings.



Kyna Gupta, Pranjal Katarya
Class 6



Arsheen Kaur, Baani Kumar,
Parth Sharma Class 6



Pranika Class 9A



Harsimar Walia
Class 9A



Ekjot Class 9A



Snehal Class 10A



Japji Class 10A



Plant propagation through different body parts

Students of Class 5 went out to the school garden for a live demonstration of plant propagation by stem cutting. The head gardener demonstrated to the children how to grow new plants by the stem cutting. Students learnt how the right kind of the branch is chosen and all the steps followed to grow a new plant successfully through stem cutting. They themselves participated in the activity and planted the cuttings in the soil. They also observed samples of other plant parts like bulbs, leaves, spores etc by which new plants grow.



Class 5B



Class 5B



Class 5B



Class 5B



Class 5C



Class 5C



Class 5C



Class 5C



July Inter-House Activities

To empower our proud Wonderites with various skills, different inter-house activities were organized for each class. Here are their results:

Inter-House Poster-Making Competition for Class 3

NAME OF THE STUDENT	CLASS	POSITION	HOUSE
Gurfateh Singh	3A	1 ST	Cedar
Riddhi Dhiman	3C	2 nd	Oak
Kanwarveer Singh	3B	3 rd	Maple
Aadditya Rathod	3B	3 rd	Maple
Shaurya Singh	3C	Consolation	Cedar
Namandeep Singh	3C	Consolation	Maple

Inter-House Spell Bee Competition for Class 4

NAME OF THE STUDENT	CLASS	HOUSE	POSITION
Reaana Cheema	4B	Maple	1 ST POSITION
Inayra	4B		
Jobanjit Singh	4C		
Harsheen Kaur	4D		
Kabir Kainth	4D		
Chaitanya Choudhary	4D	Aspen	2 nd POSITION
Kartik Kalucha	4A		
Mridhuv Verma	4B		
Eshaan Sareen	4B		
Harshaad	4A		
Ersheen	4C	Oak	3 rd POSITION
Manishka Saini	4C		
Tanishka Saini	4C		
Reyansh Aneja	4B		
Manseerat Kaur	4A		



Inter-House Poster-Making Competition for Class 5

NAME OF THE STUDENT	CLASS	POSITION	HOUSE
Bhavya Dhiman	5B	1 ST	Oak
Harsimran Kaur	5B	2 nd	Aspen
Nayirah Bhardwaja	5A	3 rd	Maple
Shreyank	5A	Consolation	Oak
Japjit Kaur	5C	Consolation	Aspen

Inter-House English Declamation Competition for Class 6

NAME OF THE STUDENT	CLASS	POSITION	HOUSE
Gurkeerat Singh	6C	1 ST	Oak
Ahnaaz Kaur	6B	2 nd	Oak
Aujas Sharma	6A	2 nd	Aspen
Ayaansh Kalra	6A	3 rd	Maple
Kyna Gupta	6A	Consolation	Oak
Viddhi Makhija	6B	Consolation	Oak
Navya Singh	6C	Consolation	Cedar

Inter-House Quiz Competition for Class 7

NAME OF THE STUDENT	CLASS	HOUSE	POSITION
Bhavya Mahajan	7A	Maple	1 st POSITION
Rishita Bharadwaj	7A		
Varnika Gupta	7A		
Karman Kaur	7C	Cedar	2 nd POSITION
Vardhan Narang	7A		
Shubham Dev	7B		
Kaashvi	7C		
Aditi Kanish	7B	Aspen	3 rd POSITION
Mannat Singh	7C		
Vanshika Choudhary	7B		
Tanmeet Kaur	7B		
Ananya Verma	7C		



Inter-House Laghu Natika for Class 8

S. No	HOUSE	POSITION
1	Maple House	1 ST
2	Aspen House	2 nd
3	Oak House	3 rd
4	Cedar House	Consolation

Inter-House Doodling Competition for Class 9

NAME OF THE STUDENT	CLASS	POSITION	HOUSE
Tejal Basra	9A	1 ST	Maple
Mehar Nannra	9C	2 nd	Cedar
Jashvi Bharti	9A	3 rd	Oak
Surya Pratap Singh	9C	3 rd	Cedar

Inter-House Doodling Competition for Class 10

NAME OF THE STUDENT	CLASS	POSITION	HOUSE
Avishi Agarwal	10B	1 ST	Cedar
Pearl	10A	2 nd	Cedar
Noor Kainth	10C	3 rd	Maple
Lavanya Korpai	10C	3 rd	Aspen
Japji Bamra	10A	Consolation	Aspen
Riddhima Pandey	10A	Consolation	Oak





Declamation



Declamation



Declamation



Declamation



Doodling



Doodling



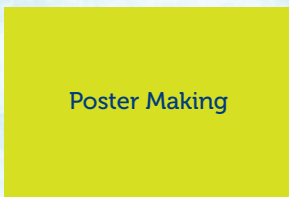
Doodling



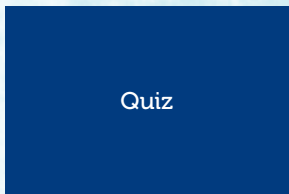
Doodling




Laghu Natika



Poster Making




Quiz



Spell Bee





एकवचन – बहुवचन

“रचनात्मकता नई चीज़ें सोचना है और नवविचार, नया काम करना और सिखाना है”

इसी अनमोल विचार को ध्यान में रखते हुए कक्षा २ के छात्रों ने एकवचन - बहुवचन विषय पर एक दिलचस्प गतिविधि की जिसमें उन्होंने चित्रों द्वारा अपने रचनात्मकता को बहुत खूबसूरती से प्रस्तुत किया। छात्रों ने एकवचन - बहुवचन पर एक पुस्तिका बनाई जिसमें विभिन्न चित्रों के नाम लेखे और उनका बहुवचन लिखा तथा उनमें रंग भरे। छात्रों ने यह गतिविधि बहुत पसंद की और नए शब्दों को सीखा।



Twinkle Gupta 2A



Gurasis, Ishanvi, Gazleen 2A



Class 2B



Class 2B



Class 2B



Class 2C



Class 2D



Class 2D





Shape Poems


'Shape Poetry' is a form of poetry whose visual appearance matches the topic of the poem. The words form shapes which illustrate the poem's subject as a picture as well as through the literal meaning. Students of Class 4 were introduced to shape poems in the English class. To enhance their writing skills, they were asked to create shape poems of their own. They demonstrated their talents and created beautiful shape poems and presentations were done.




Siddharth 4A



Ishpreet 4A



Brahmpreet 4A



Reanna 4B



Prithviraj 4B



Kabir 4B



Saasha 4B



Harsheen 4D



Kargil Diwas



To celebrate Kargil Diwas and to inculcate the feeling of patriotism among all students, an assembly was presented by the students of Class 7A in the AV hall. The day began with a prayer to seek the blessings of the Almighty. A quote on service was read aloud with its meaning explained by the students. To commemorate the celebration of the Kargil Vijay Diwas which falls on 26th July, the students remembered the heroes of Indian Army, shared facts and related history. The students also presented a group song, poem, skit and a musical play with dance. The students expressed gratitude to all the war heroes who sacrificed their lives back in 1999. The assembly was highly appreciated by our Vice Principal, Ms. Raina Chona and she said that we must teach our children to have gratitude in heart for those who serve our country and feeling of patriotism.



Class 7A



La fête Nationale Française

Bastille Day is the common name given in English-speaking countries to the National Day of France, which is celebrated on 14 July each year. In French, it is formally called the Fête nationale française. Students of Class 4 celebrated this day by decorating the classroom and getting acquainted with the history of France.

Jeu De Role

Role play is an effective learning tool as it encourages children to become active participants in their learning. While role play is a fun and 'playful' activity, it is also a key component of learning.

In "Jeu de Role" students chose their partners and prepared scripts on their own. As the plays were in French, students had various options to choose from and learn the formation of French sentences based on the situations. This activity helped the students in working as a team and learning the language.



By Samanvay Jain
Class 4A



Class 4A and
Class 4B



Shreyank, Tavleen,
Jasmeet 5A



Samaira,
Mansha 5A



Riddhima, Aekam,
Nayirah 5A



Class 5A





मेरा पसंदीदा खिलौना

बोलने की गतिविधियाँ बच्चों को उनके विचारों के साथ सोचने और रचनात्मक बनाने में मदद करती हैं। वे बच्चों के लिए अपने कलात्मक पक्ष को सामने लाने का एक शानदार तरीका हैं। इसे ध्यान में रखते हुए कक्षा 2 में "मेरा पसंदीदा खिलौना" विषय पर "शो 'एन' टेल" गतिविधि आयोजित की गई थी। सभी छात्र सहारा लेकर तैयार थे। बच्चों को अपनी प्रतिभा और आत्मविश्वास का प्रदर्शन करने का अवसर मिला और उन्होंने बड़े जोश और उत्साह के साथ प्रदर्शन किया।



Class 2A



Class 2A



Class 2B



Class 2C



Class 2C



Class 2D





Multiplication Table Wheels

Students of Class 5 created their own multiplication wheels for tables from 12 to 20 on an A4 sheet using different colors of their choice. Dodging of multiplication tables from 12 to 20 was also done by using a game-based approach.

It is a proven fact that recalling tables improves memory skills, which is a transferable skill that will help children throughout school and in adult life. Children find it easier to solve math problems and to do mental arithmetic if they have already memorized the multiplication tables. It is also important in everyday situations. For children, it could be helpful as well, in calculations like dividing the money among siblings. In daily life, there are many situations, such as cooking, gardening, and collecting data about the number of people that can benefit from having a multiplication table.



Class 5A



Class 5A



Class 5B



Class 5B



Class 5B



Class 5B



Class 5C



Class 5C



हिंदी गतिविधि

पाठ 'लाख की चूड़ियाँ' के माध्यम से कक्षा 8 के बच्चों ने इस बात को जाना कि हाथ से चूड़ियाँ कैसे बनती हैं और आज मशीनी वस्तुओं के निर्माण के कारण हाथ के कारीगर बेरोजगार हो रहे हैं। कारीगरों के प्रति संवेदनशीलता की भावना को प्रोत्साहित करने हेतु छात्रों से पेपर मैशी से अपनी पसंद की वस्तुएँ बनाने की गतिविधि करवाई गई। छात्रों को व्यर्थ के कागज़ों, गत्तों का इस्तेमाल करने व मैशी बनाने की विधि बताई गई और सुंदर व आकर्षक वस्तुएँ बनवाकर कक्षा में प्रदर्शित की गई।

पाठ 'रैदास' के माध्यम से कक्षा 9 के बच्चों ने इस बात को जाना कि ईश्वर सबके साथ समान भाव रखता है उसके लिए कोई ऊँच-नीच, वर्ग-वर्ण भेद मत-सम्प्रदाय का कोई स्थान नहीं है। मानव मात्र के प्रति संवेदनशीलता की भावना को प्रोत्साहित करने हेतु छात्रों से सर्वधर्म के प्रतीकों की एक माला बनाने की गतिविधि करवाई गई। माला इस बात की प्रतीक मानी गई कि सभी धर्म एक हैं। छात्रों द्वारा बनाई सुन्दर और आकर्षक माला कक्षा में प्रदर्शित की गई।



Class 9



Class 9



Class 9



Class 8



Class 8



Class 8



Learning from our Surroundings: Data Handling

In integration with the theme 'Biotic Elements', students of Class 7 collected data of various sea animals, wild animals, birds and insects for the years- 2011 and 2021 and represented it using the double bar graph. They worked in different groups and presented their research. A thought provoking and healthy discussion took place during the presentations, which led to raise awareness among the students towards their surroundings and motivated them to protect the environment in a systematic and effective way.



Class 7A



Class 7A



Class 7B



Class 7B



Class 7C



Class 7C



Class 7C



Bagless Days

Giving students an opportunity to think beyond textbooks, CBSE introduced 'Bagless Days' to add the element of fun while teaching and give hands-on experience to the learners. Students took part in multimedia presentations, lab experiments, outdoor activities and did self reflection on different learning modules during the bagless days. Children happily came to school with just their water bottles, tiffins, pencil box and almanacs.

Tiny tots of UKG celebrated it as "Blue Day" and the day's significance was reiterated through a series of activities. The dress code of the day was blue. The little ones came dressed in different shades and hues of blue and decorated their classrooms beautifully.

Class 1 enjoyed a nature walk and broadened their knowledge by getting first-hand familiarity of herbs, shrubs and trees. The children were shown the difference between a tree and a plant and were made to feel the texture by observing the varying shapes of different leaves. The Wonderites enjoyed recalling and talking about what all they had seen, especially the "Touch –me –not" plant and a nest in a shrub.

To create an understanding of the importance of animal habitats, an experiential learning activity was held in Class 2. The objective was to create an awareness of animal habitats and various interesting facts about the animals were discussed during the session.

Wonderites of Class 3 made different shapes and patterns using blocks and 'Aakar Parivar'. The activity was conducted in groups to develop their unity and teamwork, thus honing their social skills as well. In English class, a reading challenge was conducted wherein students wrote a book review on the 'The Blue Umbrella' by Ruskin Bond.

A speaking activity was conducted in Class 4 wherein each student had a Magic Wand in their hands and the prompt given was- "This is my Magic Wand and I would like to change..." Pupils participated enthusiastically and came up with wonderful things which they would like to change around them.

In Class 5, an activity on how to deal with peer pressure was conducted during their English class. They watched a video on the said topic and shared their thoughts and experiences with their classmates. In another activity, students were divided into four groups and each group had to enact a given scenario showcasing how they were able/unable to respond to peer pressure.



In Class 6, for the Social Science lesson, children made plans for constructing their own classroom, corridor and library to learn the concept of 'Maps and Plans'. In English period, students were instructed to close their eyes and share their ideas/imagination about their dream classrooms to their partner by telling them where and how they want their dream classroom to be situated. On the other hand, the partner drew the dream classroom on hearing the description given by their partner.

ਜਮਾਤ ਛੇਵੀਂ ਦੇ ਵਿਦਿਆਰਥੀਆਂ ਨੇ ਨੇ ਬੈਗ ਡੇ ਗਤੀਵਿਧੀ ਨੂੰ ਬਹੁਤ ਵਧੀਆ ਢੰਗ ਨਾਲ ਕੀਤਾ। ਵਿਦਿਆਰਥੀਆਂ ਨੇ ਗਰਮੀਆਂ ਦੀਆਂ ਛੁੱਟੀਆਂ ਵਿੱਚ ਦਿੱਤੇ ਕੰਮ ਵਿੱਚ ਕਿਸੇ ਇੱਕ ਵਿਸ਼ੇ ਉੱਤੇ ਭਾਸ਼ਣ ਤਿਆਰ ਕਰਕੇ ਬੋਲਣਾ ਸੀ।

In Class 7, students enjoyed writing their own short stories using different prepositions on A4 coloured sheets. They also designed book covers for their stories and shared their creations. Students also learnt the concept of algebra with the help of a chart with missing values of various items. They also played a game in different groups using chart paper, dice and counters.

Students of Class 8 enjoyed a Power Walk to infer the meaning of marginalization and the various situations that lead towards this. The motive behind this activity was to help students apply the concept to experiences in their life or what has been observed by them. In the Science period, five stations were set up in the lab and students were guided to make an observation chart by checking the physical and chemical properties of metals and non metals.

Foundation Years



Mannat, Samar, Aadhya UKG



Dhriti, Maayra, Soham UKG



Class UKG



Class 1A



Class 1B



Class 1C



Class 1D



Class 2A





Class 2C



Class 2C



Class 2D



Class 2D

Primary Years



Bhavya, Taisha
Class 3



Yashika, Ganieve, Harliv,
Harkeerat Class 3



Jasjot, Kishika
Class 3



Eshaan 4B



Avni 4D



Class 5B





Class 5B



Class 5B



Class 5C



Class 5C



Class 5C

Senior Wing



Class 6



Class 6



Class 6



Class 6A



Class 6B



Class 6B



Class 6B



Ekam,
Harshveer 6C





Class 7A




Class 7A



Class 7A



Class 7A



Class 7B



Class 7B



Class 7C



Class 8



Class 8



Class 8



Class 8



Class 8



Class 8



Class 8





Tribes of India

A guest lecture was organised for the students of Class 8 and Heritage Club on the topic "Tribes of India" by Mr. Vishal Bali, founder of Roots of Indigene and co-founder of The Last Avatar project which covers 44 tribes of India.

Mr. Vishal has been working closely with the indigenous tribes of India for the past decade. He has closely observed the various tribes with an intention of contributing to their lives and leaving a positive impact by helping our fellow tribals contain their traditional knowledge. He has closely observed the lives of these tribes and has helped various photographers and documentary makers in understanding the tribal culture and communities in India.

The session was a part of experiential learning for Class 8 and Heritage Club students. The session gave the pupils an insight into the tribes and their culture and students were amazed with the interesting facts that they learnt. The aim of the session was to spread awareness and sensitize the students about the communities that have existed for centuries. It was a perspective-changing session as the notions that we had for the tribes were altered after the session.



Kaleidoscope of Activities

Teaching does not need to be limited to textbooks and blackboard. Craft activities are a great way to think out of the box and get the creative juices flowing. Such activities also develop basic motor skills. Keeping this mind, various activities were conducted for Class 2 students. They performed an interesting activity on 'Articles' wherein the educator wrote a few words on the board and students were given three envelopes titled 'a', 'an' and 'the'. Children had to choose the appropriate word from the board and write it on the respective envelope.

To enrich students experience in pictorial composition through handling of new materials, a collage-making activity was organised. Students pasted cutouts of different kinds of plants on a sheet and made a beautiful collage. The objective was to help the children identify and describe different species of plants. Various interesting facts about the plants were also discussed during the session.

Dienes blocks help in development of social skills, abstract thinking, creativity, mathematical skills and develop fine motor skills. Things like value and numbers, measurements, comparison, and basic geometry are explored through playing with blocks. To make our students aware of numbers up to 1000, an activity of dienes blocks was conducted in the class. Five groups consisting of four students were made and a packet of dienes blocks was handed to each group. Educator wrote the three digit numbers on the board and each group was encouraged to form that number and tell place value of each number with the help of the dienes blocks.

Articles Activity



Japnoor, Purvansh,
Gursheen 2D



Ishman 2B



Gauransh Mehta 2A



Divyaleen, Ishaan,
Harneez, Zuveer 2D



Collage Making Activity



Ansh Sharma, Biruday, Gurasis 2A



Geethayini, Samaira, Abraham 2A



Class 2B



Class 2B



Class 2D



Class 2D

Dienes block activity



Class 2B



Class 2C



Class 2D



English Holiday Projects

To enhance the writing skills of Class 3 students, a biography-writing activity was given as Holiday Project wherein the children wrote a biography of their mother or father. For this activity, the pupils interviewed their parents and got the chance to learn more about their life. They jotted down the interesting facts and anecdotes which helped them in writing the biography.

To develop the reading and writing skills, students read the Supplementary Reader- 'James and the Giant Peach' by Roald Dahl and wrote a book report in an innovative manner. They created cutouts of all the items required to make a cheese burger and wrote the reports on them. The students wrote the title of the story on a brown cutout which represented the bun of the burger, the name of the author on a white cutout which represented mayonnaise, and the names of the characters were written on a yellow cutout which was the cheese.

Biography Writing Activity



Gurfateh Singh 3A



Kulna 3B



Hunarvir 3B



Mithun 3C

Cheese Burger Activity




Ishpreet Kaur 4A



Inayra 4B



Jobanjit 4C



Anoop 4D



Good Touch and Bad Touch

As a strong step towards making our children safe, a workshop was conducted in the AV Hall on the topic 'Good Touch Bad Touch' for Classes 3 and 4 by school counselor Ms. Mandeep Nijher. The objective was to spread awareness and educate children about good and bad touch, at a time when child abuse and molestation exist as dark realities in society today. Taking responsibility to sensitise and equip the children, so that they can handle the 'not so positive events' in life in a better way, the goal of the interaction was to inform them about potentially dangerous situations, without causing any anxiety.

The interactive workshop also dwelled on the urgent need to empower young children to report any abuse, apprehension or fear that they may have to selected adults in the school that include the school counselor, the Principal and other adults the students may feel safe with. The students understood the concept about safe/unsafe touch which was explained to them in a simplified manner by showcasing the movie 'Komal' followed by a question-answer round.



ਗਤੀਵਿਧੀ ਰੋਲ ਪਲੇ

ਜਮਾਤ ਅੱਠਵੀਂ ਦੇ ਵਿਦਿਆਰਥੀਆਂ ਦੁਆਰਾ ਰੋਲ ਪਲੇ ਗਤੀਵਿਧੀ ਕੀਤੀ ਗਈ ਵਿਦਿਆਰਥੀਆਂ ਨੇ ਅੰਧ ਵਿਸ਼ਵਾਸ ਨੂੰ ਨਾ ਮੰਨਣ ਦਾ ਸੰਦੇਸ਼ ਦਿੰਦੇ ਹੋਏ ਆਪਣਾ ਆਪਣਾ ਕਿਰਦਾਰ ਸ਼ਾਨਦਾਰ ਤਰੀਕੇ ਨਾਲ ਨਿਭਾਇਆ ਇਹ ਗਤੀਵਿਧੀ ਉਹਨਾਂ ਦੀ ਪਾਠ ਪੁਸਤਕ ਸੁੱਚੇ ਮੋਤੀ ਦੇ ਪਾਠ ਨਾਲ ਸੰਬੰਧਤ ਸੀ ਇਸ ਗਤੀਵਿਧੀ ਰਾਹੀਂ ਵਿਦਿਆਰਥੀਆਂ ਨੇ ਆਪਣੇ ਨਿੱਜੀ ਅਨੁਭਵਾਂ ਨੂੰ ਆਤਮਵਿਸ਼ਵਾਸ ਨਾਲ ਪੇਸ਼ ਕੀਤਾ



Kulkirat, Jyotika, Garima
and Japman 8B



Jaskaran, Gurmehar, Kulbir,
Aaliya and Samreen 8B



Japbir, Simirit,
Samreen and Mannat 8B



Ishaan, Rabhya, Sukhmani
and Harshita 8B



Harkirit, Viraj
Sehajnoor, Tejas



Gursimar, Sanah
Tejas, Harkirit 8C




Gursimar, Sanah
Tejas 8C



Gunseerat, Manleen, Nandika
Aseesjot, Vedisha 8C





Germination of Seeds

Students participated in an experiment conducted to observe the growth of seeds into a seedling during the germination process. They observed the different stages of seed germination for a whole week by putting the soaked seeds on a cotton base in a paper cup. They also measured and recorded the growth of the growing plant on a daily basis. Students also took care of the conditions required for the germination process and kept a check on them.



Class 5A



Class 5A



Class 5A



Class 5A



Class 5B



Class 5B



Class 5B



Integers Activity

The students of Class 6 expressed their understanding of integers using different activities. They solved various puzzles and gave them colours of their own choice as per positive and negative integers. The activity was loved by the students and it was a great way to help them understand the concept of integers.

Class 6





Bird Feeder Activity

With the increasing decline in forest cover, the population of birds is at high risk. Through bird feeders, one can provide birds a reliable source of food and water. Bird feeders serve as food suppliers by providing the little feathered creatures a reliable and secure source of food to keep them well-fed and thriving.

Keeping this in mind, students of Class 3 were given the task to make a bird feeder. Children creatively manipulated waste materials to make the feeders which they filled with grains for the birds and hung the bird feeders in their garden, balcony or terrace. The bird feeder allowed them to observe the birds closely and frequently and served as a way of connecting with nature and contributing to its conservation.



Fatehveer 3A



Astha 3A



Namandeep 3A



Manavjeet, Arjan, Harnoor 3B



Zareen and Sargun 3B



Tanmay, Naksh, Karanbir 3B



Fateh, Jasraj, Taisha 3C





Van Mohatsav

Van Mahotsava is the "Tree Festival" that is observed annually for a week in July. It was started in 1950 by K.M. Munshi, the then Union Minister for Agriculture and Food, to create enthusiasm among masses for forest conservation and planting of trees. Keeping this in mind, students of SWS celebrated Van Mahotsav in both-Junior and Senior Wing. Students of Class 4C and 7C put up wonderful and impactful assemblies in their respective wings and spread awareness about the importance of forests.

Students were enlightened about the importance of Van Mohatsav and they shared some exclusive facts about the forests of India. A skit on the importance of forest was put forward by Krish Choudhary, Tanaya, Divjot, Bhavik, Ashita, Ananya, Eeshman, Karman Sivia, Mahip, Karan, Namar, Harmehar and Arshpreet Singh in the Senior Wing assembly. Students also sang a wonderful song specifying the importance of planting trees.

Save Soil Campaign

ESHA Foundation has started a world-wide campaign on save soil to create awareness about the soil. Students of Class 8 performed an interesting activity on "Save Soil" by presenting a dance performance during the assembly. The students performed the signature song and dance moves of this campaign and motivated everyone present to join the movements. Students of Smart Wonders School also participated in this campaign by writing a letter to the Prime Minister of India to save soil.

Junior Wing Celebrations





Senior Wing Celebrations





SMART WONDERS SCHOOL

Near IVY Hospital, Sector 71, Mohali.

