

The Spirit of Achievement
makes our students

PROUD
WONDERITES!

THE EDUCATORS AT SWS TAKE PRIDE IN
CREATING AN ENVIRONMENT WHERE
CURIOSITY IS APPRECIATED,
QUESTIONS ARE ENCOURAGED
AND DIFFERENCES ARE RESPECTED.



From the Principal's Desk

THE POWER OF AFFIRMATION!!!

*"I'm never going to be able to study; I'm just not smart enough."
"Why does my teacher want me to present at the school function?"*

I'm a terrible public speaker and I'll just embarrass the class and the school."

"I wish I could stick up for myself at work. In every meeting I let the others walk over my ideas. I'm never going to get ahead."

Many of us have negative thoughts like these, sometimes frequently. When we think like this, our confidence, mood and outlook can become negative too.

The problem with negative thoughts is that they can become self-fulfilling prophecies. We talk ourselves into believing that we are not good enough. And, as a result, these thoughts drag down our personal lives, our relationship and our careers.

But, if we deliberately do the opposite and use positive thoughts about ourselves, the effect can be just as powerful but far more helpful.

Affirmations are an amazing tool for achieving success in every area of life. They resemble small drops of water constantly falling on a rock. The drops are light and small. However, over a period, they change the shape of the rock in a visible way. Repeating affirmations shape one's mind, behaviour, actions, reactions and life.

However, saying affirmations is only part of the process. What you do the rest of the day and night is even more important. The secret to have your affirmations work quickly and consistently is to prepare an atmosphere for them to grow in. Affirmations are like seeds planted in soil. Poor soil, poor growth. Rich soil, abundant growth. The more you choose to think thoughts that make you feel good, the quicker the affirmations work.

So think happy thoughts, it's that simple. And it is doable. The way you choose to think, right now, is just that-a choice. You may not realize it because you've thought this way for so long, but it really is a choice. Now . . . today . . . this moment . . . you can choose to change your thinking. Your life won't turn around overnight, but if you're consistent and make the choice on a daily basis to think thoughts that make you feel good, you'll definitely make positive changes in every area of your life.

On that note I would like to mention we have had a very hectic May, lots and lots was happening including our first PTM of the session 2021. Thank you, dear parents, for your enthusiastic participation. The students will be getting back from the vacations on 28th June. Wishing you all safe and happy holidays!

Warm regards
Poonamjit Kaur
Principal, Smart Wonders School





“Recycle today for a better tomorrow”

To sensitize the students about protecting and conserving our environment as well as give them a lesson on reducing waste to save our future 'Go Green-Best out of Waste' activity was organized in the Junior Wing of Smart Wonders School. This activity helped to enhance not only the creativity and presentation skills of the students but also helped them to realize the importance of recycling and reusing waste material available to them. Right from stones to ice-cream sticks, plastic bottles, disposable glass to old newspapers, every waste material was used, and the result was a class full of useful goods made from waste which was a treat to the eyes. It was a delight to see how scrap could be transformed into such useful and beautiful articles. This fun filled activity witnessed an enthusiastic participation of all the students. The values like preservation, recycling, conservation reduce, reuse etc. are imbibed by the young ones demonstrating this noble act of caring for our environment.



Ganieve 2A



Aadhya 2C



Nimrat 2B



Sehajpreet 2B





Virat 2B



Kashvi 2C



Harkeerat 2A



Anant 2D



Shreyansh 2B



Japnam 2A



Namandeep 2C



Vivan Sharma 2A



Tanmay 2B



Hardit 2D



Taesha 2D



Gurfateh 2A



Arshdeep 2C



Guntajj 2A



Aarav 2D



Harluv 2D

Make Every Day Earth Day



EARTH DAY

23rd April, 2021

Every year, Earth Day is celebrated on 22nd April. The day is a wonderful opportunity to teach our children about protecting the planet Earth. It is important to get students interested in the world around them and learn how important their ability to impact the future of the Earth is. Keeping all this in mind, a project- Up cycling Plastic was planned for the students of Classes 3-5. We all know the impact of overusing plastic and not disposing it properly on the environment. Students were hence guided to create something useful out of otherwise discarded plastic material. Students came up with unique ideas and created beautiful objects like planters, bird feeders, flower vases, pencil stands, mobile chargers using waste plastic bottles and packets. Students presented their creations in the EVS class, spoke about their experiences while making it and also how it will help in saving our Earth.

Likewise, slogan writing and creative writing activities related to this day were conducted in the English classes and students came up with amazingly creative thoughts and presented them well.



Angad 4A



Arshia 5B



Harseerat 3C



Aayan 4A



Gurmannat 3B



Saharshveer 4C



Gurnoor 3C



Mihika 5C





Bhavini 3B



Mysha 4C



Navya 5C



Tavleen 5B



Manya 3C



Kieeyan 5 C



Jasnoor 5B



Kunwar 4B



Harmanbir 5B



Bhavya 4B



Harsahej 4A



Aarnav 4A



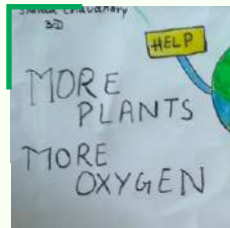
Charvi 3A



Ridhima 5C



Aadhya 5C



Shardul 3D



Yuvraj 4B



Mannat 4C





Aaryan 3A



Agastya 3B



Alisha 3D



Ashima 4B



Dhruv 3C



Eveleen K 4B



Inayat 3B



Kabir 3B



Rehan 3D



Rynna 5A



Simranjit 3D



Vatsal 5B



Zara 3D



Vatsal 4B



Mehar 5A



Aviraj 5B



HAPPY LABOUR DAY!

“All labour that uplifts humanity has dignity and importance and hence should be undertaken with painstaking excellence.”

To celebrate this painstaking effort of the labour force, that work tirelessly, the International Worker’s Day also called as Labour Day, was celebrated at Smart Wonders School on 1st May 2021 with great zeal by students. Labour Day is a reminder for us that these people are the real architects of our society and they deserve their due respect. We have always believed that it is small acts of kindness that count, and we attempt to inculcate that same virtue in our children.

Young Wonderites celebrated the Labour Day by doing fun filled activities through online mode. The teachers briefed the children about the Labour Day and its importance.

The students expressed gratitude by giving self-made badges, crowns and flowers. They also shared the safety measures and importance of keeping oneself safe in the COVID pandemic with these people. They showcased the value of dignity of labour by acting out various unusual professions. They were overwhelmed by this act of thankfulness and enjoyed their day. The classes were divided according to the subject themes , and students celebrated Labour Day under various subject heads- English , Hindi, Punjabi , Math and Social Studies.

The activity was designed to forge a better understanding of the people who are part of our daily lives and help us, among our students who must learn to respect and appreciate their efforts. Overall it was a fruitful day which taught our students to be thankful to everyone.



Aarnav 4A




Arshia 5B



Manishka, 3D



Tarranumpreet 3D



Anhad 4A



Arsheen 5A



Avni 3A



Ekam 5C





Ekamvir 5B



Gurchiragveer 3A



Ishpreet 3B



Mishika 3C



Shreyank 4B



Rehatpal 4B



Vridhi 3D



Kunwar 4B



English



Aadhya 8C



Aadrika 7A



Aarav 8C



Aarush 8C



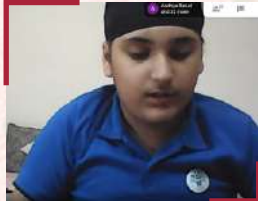
Angel 7A



Abhinav 7A



Agampreet 8C



Angad 8C



Avneet 8C



Aviraaj 7A



Ayush 7A



Ayushi 7A



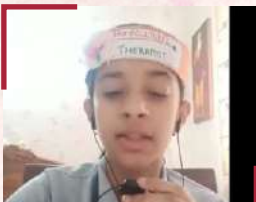
Mannat 8C



Jiya 7A



Manandeep 7D



Divnoor 8C



Hunar 8C



Nadhini 7A



Nimanpreet 7A



Pranjal 7A



Yuvraj 8C



Tanureet 7D



Sanovar 8C



Rudra 8C




हिन्दी



Aakriti 6A



Aanvie 6A



Aditi 6B



Ananya 6B



Ananya 6C



Anika 6B



Ansh 7A



Arhan 6C



Arsh 6A



Angel 7 A



Arshnoor 7A



Arveen 6B



Aryan 7A



Ashita 6C



Avishi 9B



Ayushi 7A



Bhavik 6C



Chitveen 6B



Dhruvi 10B



Gauri 10B



Harini 6B



Harkaran 6A



Harshita 7C



Japleen 7D



Harsimar 7D





Jashvi 8A



Jaskaran 7C



Jasneet 8B



Karman 6C



Chahat 10 B



Maannat 7B



Mansirat 7D



Manvik 6C



Namar 6B



Nandini 7A



Navkiran 6B



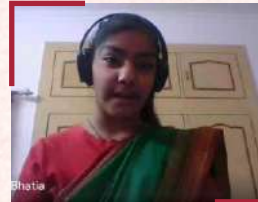
Nidhi 8C



Raghav and Madhav 6C



Rishita 6A



Saanvi 7C



Samreen 7B



Sarayu 10B



Seerat 6C




Sehaj 6B



Shabadveer 6B





Sirisha 7C



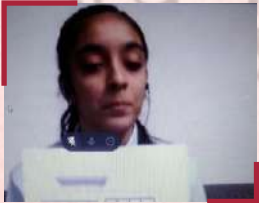
Surveen 7 C



Swastika 6A




Tamanna 6A



Tegnoor 7D



V.Surjith 6A



Vaanya 6A



Vagisha 6A



Vardhan 6A



Varnika 6A



Viraj 7 C



Yuvraj 7A



Sikandar 6C



Sanyam 9B



Rabhya 7B



Mishti 8C



Tarushi 7C



Kulbir 7B



Vaibhav 7B



Math



Aanvie 6A



Aditi 6B



Anika 6B



Ashita 6C



Jessica 6B



Chitveen 6B



Harkaran 6A



Harmehar 6C



Rakshan 6A



Satyam 6B



Namar Vashisht 6B



Poornima 6B



Priyanjali 6B



Sana 6A



Vagisha 6A



Ranbir 6B



Riyansh 6B



Sikandar 6C




Swastika 6-A



Surjith 6A




ਪੰਜਾਬੀ



Manvik 6C



Aarnav 7C



Abir 10B



Arhan 6C



Ashita 6C



Gunkirat 10B



Guntas 7C



Gurmehar 7C



Japleen 7C




Kulkirat 7B



Ranbir 6B



Reet 10B



Riyansh 6B



Samreen 7B



Sonia 9A



Surveen 7C



Tanveer 10B



Vikrant 7B




Yuvraj 7C



Manmeet 7B



Noor 9C



Prabhleen 10A



Social Studies



Abir 9B



Ananya 6B



Angadveer 9C



Anika 6B



Arshnoor 9C



Avanya 9B



Avishi 9B



Chaahat 10B



Chitveen 6B



Japuji 8C



Jaskaran 9A



Noor 9C



Paramveer 8A



Poornima 6B



Prabhjot 10B



Pranshu 9B



Sahejpreet 9B



Sana 6A



Vanya 6A





“A Mother is the one person who can take the place of all others, but whose place no one else can take.”

Mothers' day is a special day, for all children and mothers as it celebrates the bond of love and affection that is everlasting. Mothers are the emotional backbone of the family, who have the magic touch to heal all wounds and make all things beautiful. The students of Smart Wonders School, Mohali hosted their mothers on this special occasion. The event was held on 8th May, as mothers were specially invited in Virtual session to spend a memorable day filled with activities and fun. A variety of performances were planned to honor and appreciate all mothers. Rhyme recitations, songs, dance performance mesmerized the mothers, as the children put their best foot forward. A beautiful crown as a 'Token of Love' made by the students, for their mothers were also given by the kids. All the mothers and children enjoyed themselves and took back fond memories of a day well spent.



Aadishakti 1B



Arshdeep 2C



Aastha 2D



Abhiroop 1B





Amanjot 1A



Aradhya 1B



Armanpreet 1B



Armindeep 2A



Aahaan UKG



Divyansh UKG



Ganieve 2A



Darasleen 2A



Bhavya 2C



Aryansh 2D



Gurniwaz 1C



Harbaj 1C



Harliv 2A



Harluv 2D



Harshita 1A



Hetaksh 1A



Hunarvir 2B




Ikdarsh 2B




Ishmanvir 1D



Japnoor 1D



Jasfateh UKG



Jashn 1A



Jivraj UKG




Kabir 2A



Krish.A.Nair 1A





Kuvam 1A



Namandeep 2C



Niyamat UKG




Prabhjot 1D



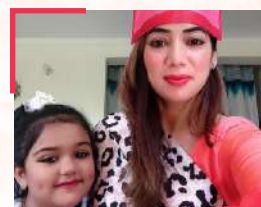
Prabhkirat 1C



Prisha UKG



Purvansh 1D




Samaira 1A



Saumya 1B




Shabd 1B



Shanvi 1C



Samar 1C



Shaurya 2C



Shreyansh 2B



Taasha 2D



Tanmay 2B




Tejaswini 2C



Vivaan 2B



Vivan 2A



Zoya 1D



“God could not be everywhere, and therefore he made mothers”~Rudyard Kipling




Mother’s Day marks the celebration of the purest form of selfless love. The tireless contribution of the mothers and innumerable sacrifices made by them truly needs recognition. To honor the spirit of motherhood, Mother’s Day was celebrated with a lot of fun and fervor on 8th May in classes 3 to 5. Mothers were equally excited as were the students. They took out time from their busy schedules to be a part of the event. Students showed gratitude and appreciation towards their mothers by presenting dances, songs and beautiful cards. Games were played to involve everyone present for the event. The enthusiastic participation of the mothers and the emotional expressions of the children made the event a successful one. .



Aayan 4A



Riddhima 4A



Ruhaan 4A



Saanvi 4A



Aaryan 3A



Akshayani 4B



Danish 5A



Aadhya 3A



Adabdeep 3A



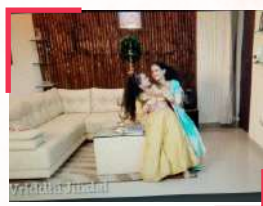
Abhiroop 5C



Aishvika 5C



Yahkunwar 5B



Vriddhi 3D



Tanaaz Kalsi 3D





Arshia 5B



Arshitvir 4B



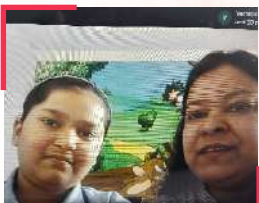
B.Vihan 5A



Bani 5A



Charvi 3A



Chehak 5B



Ednit 3B



Gulnaaz 3A



HARSEERAT 3C



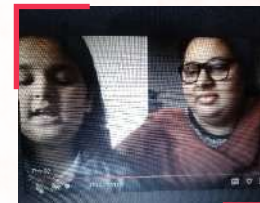
Harsirat 3A




Japjit 4B



Kyaan 3B



Prabhleen 4C



Rehan 3D



Rozanne 4C




Samreen 5C




Sharlyn 5C



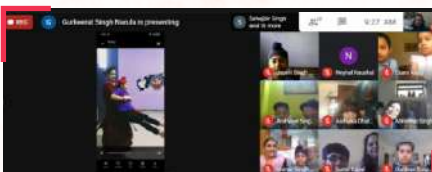
Shreyank 4B



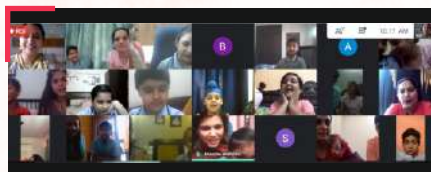
Siddant 4B



Siddhant 4B



Gurkeerat Singh 5 C



Class 4B



Mother Day Celebration





Life skills Activity

Hands on cooking activities help children develop confidence and skill. Cooking can help young kids learn and practice some basic math concepts and build language skills. Cooking encourages children's thinking and problem-solving abilities as well as creativity. It also allows children the opportunity to use the knowledge they have and apply it by counting, measuring, following a sequence, following directions, and cause and effect. Fine motor and eye-hand coordination skills are developed by chopping, mixing, squeezing, and spreading. It is always a joy to cook for others so the children of Classes 1 and 2 of the Foundation Years excitedly participated in Biscuit canapés and Lemonade making activity during online classes. Cooking is a skill that is needed to be independent. They also imbibed the value of serving others. The children were thrilled with their own creations and were excited to do this more often.



Aadditya 2B



Aadhya 2C



Aadishakti 1B



Aarvi UKG



Abhiroop 1B



Arampreet 1B





Arnav 2A



Ayukta 1B



Bhavya 2C



Divit 2B



Ganieve 2A



Gunttaj 2A



Gurasis 1A



Gurman UKG



Harkaran 1C



Gurmeet 2 C



Harkirat 2A



Harnidh 2A



Hetaksh 1A



Hunarvir 2B



Ikdarsh 2B



Japnam 2A



Jashn 1A



Kanwarveer 2B



Karanveer 2B



Kiansh 1A



Kulna 2B



Manavjeet 2B



Mayra 2A



Meharvaan 2D



Namandeep 2C





Nayra UKG



Nimrat 2B



Pargatjot 1A



Prisha 2



Yashika 2A



Rachet UKG



Riyansh 1C



Rudra UKG



Ruhbani 2D



Aarambh 2C



Ryan 1C



Saumya 1B



Shaanveer 2D



Shanvi 1C



Aarav 1C



Shaurya 2C



Sukhmani 2C



Taesha 2D



Tavleen 1C




Arjan 2D



Tushanveer 1A



Vintej 2A



Vivaan 2B

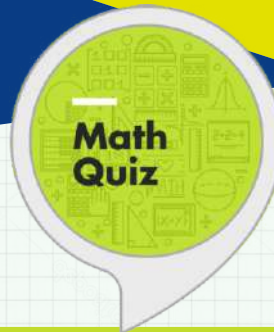


Vivan 2A



Armindeep 2A





**Mathematics is not about numbers, equations, computations, or algorithms:
It is about UNDERSTANDING**

Quiz competitions help the students to think from a different perspective. Quizzes play an important role in e- learning for both the learner and the instructor. Keeping this spirit alive, a Mathematics Quiz was conducted for the students of class III, IV and V during the online session in the month of May on the following dates.

| | | |
|---------|----------|-------------------|
| 19.5.21 | Tuesday | Class 3 (A,B,C,D) |
| 20.5.21 | Thursday | Class 4 (A,B,C) |
| 21.5.21 | Friday | Class 5 (A,B,C) |

The quiz was presented in an interactive manner and the students enthusiastically participated in it. It commenced with the declaration of the rules and regulations of the competition in front of the participants. There were five teams in total and the quiz comprised of four rounds. The little minds were at their enthusiastic best and played it with much fervour. It was altogether a fruitful event for all

The Winning Teams of Class 3 were:.

| 3A | 3B | 3C | 3D |
|----------|----------|----------|------------|
| Aashna | Agastya | Devanshi | Aaradhya |
| Avni | Bhavini | Gurbaaz | Hasrat |
| Guransh | Harshaad | Jobanjit | Manishka |
| Harsirat | Ishpreet | Saanvi | Prithviraj |
| Nimrat | Kasak | Sifat | Simranjit |
| Taraksh | Rashi | Siraj | Vridhi |
| | Sirajvir | | |

The Winning Teams of Class 4 were:

| 4A | 4B | 4C |
|----------|---------------------|-----------------|
| Aekam | Mansha Malhotra | Nikhil Maurya |
| Eklavya | Rehatpal Singh | Osheen |
| Namjeev | Saanvi Pathak | Prabhleen Kaur |
| Riddhima | Samaira | Raavi Mann |
| | Shreyank Sharma | Ranninder Singh |
| | Sidak Kaur Dhaliwal | Rozanne Goel |



The Winning Teams of Class 5 were:

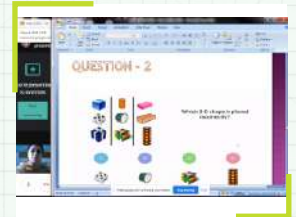
| 5A | 5B | 4C |
|---|--|---|
| Kyna Gupta Manya Mehar Bawa Naman Sharma Parth Sharma | Vatsal Pramod Vidhi Makhija Viraj Gupta Winraj Singh Yajur Verma Yashwinder Singh Yuvraj singh | Rounav Mansotra Samreen Kaur Sehajbir Singh Sharlyn kaur Sharylin Singh Vurin Longia Yash Vardhan |



3C



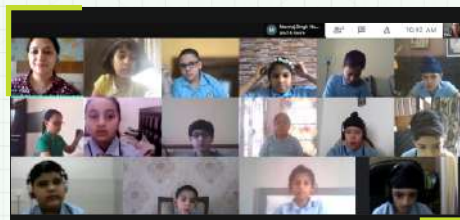
Class 4B



Class 4B



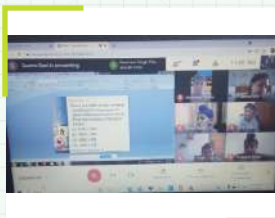
Class 4B



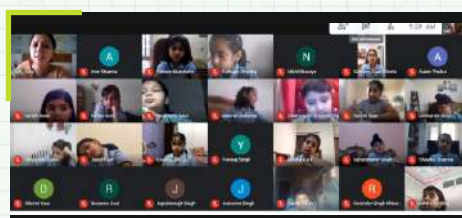
Class 5C



Class 5A

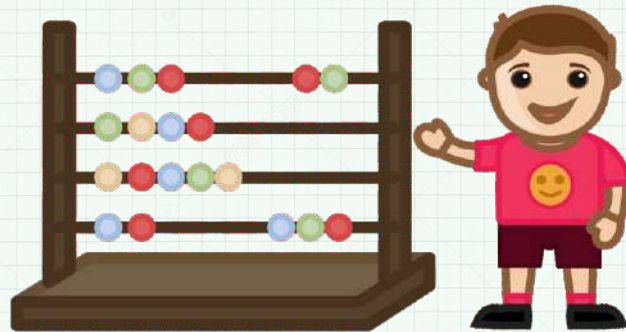


Class 5B



Class 4C





Abacus Making Activity.

“Tell me and I forget. Teach me, and I remember. Involve me and I Learn”.
~Benjamin Franklin

Abacus is used to introduce math to children in the modern world. An abacus helps in developing a strong memory. An abacus requires not only mental cognition but also a certain amount of motor skill functions, activating different parts of the brain. To make our students confident in calculation we made abacus with the help of clay and straws, the students who did not have the resources, used different things to make an abacus. They used clay, flour dough, eraser, pencils, straws, ice cream sticks etc. They showed the number on the abacus by sticking small clay balls on the bars. Students of grade 1 were given a pre requisite list of things required for the activity. They were very excited for the activity and did it independently and diligently. The concept of place value became very easy for students with the help of this activity.



Adishakti 1B



Armanpreet 1B



Bhaavi 1C



Charvi 1D





Jashn 1A



Kabir 1D



Kavya 1A



Kuvam 1A



Mansaj 1A



Neev 1D



Pardhi 1C



Pranav 1D



Priyansh 1B



Ruhani 1D



Ryan 1C



Shanvi 1C



Cyra 1A



Gazleen 1A



Japjot 1B



Japnoor 1D





*“There are heroes and there are legends.
Heroes get remembered, but legends never die”*

The students of Class 10 enthusiastically participated in the 'Act-it-out' English activity where they personified some great world leaders and reformers. Students picked speeches delivered by these famous personalities and presented them in such a way that it looked as if their idols had come alive. The ideals laid by these visionary leaders were being reflected in the class through this activity.

Students personified some world-famous leaders like Mahatma Gandhi who fought for our freedom on the principles of non-violence. Nelson Mandela, the South African Anti-Apartheid Revolutionary, Mother Teresa an epitome of selflessness and dedication, Rosa Parks, a crusader of racial discrimination were some other role models depicted by the students.

Students even personified themselves as Dr. Bhimrao Ambedkar who played a prominent role in drafting the Constitution of our Country. They dressed up like him and quoted famous lines of his speech given in the Constituent Assembly, "If hereafter things go wrong, we will have nobody to blame". Further, students acted out as Malala Yousafzai, voicing her famous quote, "When the whole world is silent, even one voice becomes powerful." They beautifully portrayed how she wanted every government and the UN to fight against the Taliban and to give each girl her Rights and an opportunity for education.

Some performed as Raja Ram Mohan Roy modulating their voice into his famous saying about social reforms, "The superstitious practices which deform the Hindu religion have nothing to do with the pure spirit of its dictates." Few students even enacted Martin Luther King Junior by copying with his accent and delivering one of his famous speeches "I Have a Dream".

All the students put in their earnest efforts to personify the character they admire. Each of them tried to emulate the dress, personality and voice of the characters they had chosen. It was a wonderful session giving us a glimpse of the visionary thoughts and ideals of these incisive personalities.

Written by
Navya and Prabhleen
Class 10 A





Aashritha 10A



Jaskaran Singh 10A



Jiya Agnihotri 10A



Kangan Khuman 10A



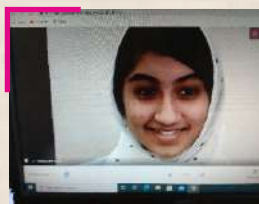
Muskan and Mehak 10A



Navya 10A



Nayan 10A



Prabhjot 10B



Prabhleen 10A



Rajpreet 10A



Sehajveer 10A



Yuvraj 10A



Algebraic Identity

Creative Application of Mathematical Concepts in Class 9 at Smart Wonders School Mohali

Algebraic identity was done by drawing 3D pictures and children derived the formulas using Learning by Doing or Hands on methods.

Art was integrated into learning of Mathematical concepts to make them interesting, and identities were derived.

The students of Class 9 enthusiastically participated to verify the identity

$$(a + b + c)^2 = a^2 + b^2 + c^2 + 2ab + 2bc + 2ca$$

Sharing some happy pictures here



Avishi 9 B



Madhav 9A




Noor 9C



Pearl 9A



Sahejpreet 9B



Sahejpreet 9B



Samaria 9A



Block Activity



“The only Way To Learn Mathematics Is to do Mathematics”

The students of GRADE 2 of Smart Wonders School performed an activity based on ascending and descending order, in which the students made a staircase using the building blocks. The staircase had four steps. Each student wrote the number in the order, on the steps of the staircase. They placed the lowest number on the lowest step of the staircase and the greatest number on the highest step of the staircase. It was hands on learning and a fun filled activity



Vivan 2A



Aadhya 2C



Arshdeep 2C



Divit 2B



Ersheen 2C



Ganieve 2A



Harluv 2D



Japnam 2A



Kulna 2B



Manavjeet 2B



Myra 2A



Namandeep 2C



Nimrat 2B



Ridhi 2D



Ruhbani 2D



Tejeshwar 2D





“Vocabulary is a matter of word building as well as word using.”

Compound words can be a lot of fun for 1st Grade readers and spellers. And they are easier to tackle if we think of compound words as two smaller words that are combined to form a new word. The students of Class 1 made compound word flip book on Monday 10th May, 2021. The students wrote and drew two words on the outside flaps and the compound words inside. When the students open the flaps, they can see the compound word inside the flap. It was an engaging and creative way to learn compound words. They enjoyed the activity and completed the task with full enthusiasm.



Aadiv 1B



Adhiraj 1D



Bhaavi 1C



Japjot 1B



Gazleen 1A



Gurniwaz 1C




Manraj 1C



Kuvam 1A






Neev 1D



Paridhi 1C



Prabhjot 1D



Priyansh 1B



Ruhani 1D




Ryan 1C



Shabd 1B




Shashwat 1A




Cyra 1A



Jashn 1A



Navnidh 1A



Kabir 1D





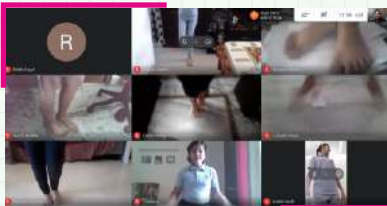
Mathematics activity: "The Fraction Boogie"

Tell me and I forget, teach me and I remember, involve me and I learn.

It is a proven fact that children learn better by doing and exploring. The students of Class 6 explored fractions by performing an interesting activity "The Fraction Boogie".

- The students were asked to place a piece of newspaper out as a 'whole piece'.
- The educator played some fun dancing music so that the students could dance along on their piece of newspaper.
- Then the students were asked to pick up their piece of newspaper and fold in half, whenever the music stops.
- The procedure was repeated to get different fractions of the piece of paper.

A great discussion took place after this game, about the different fraction the students created during the activity. The activity was loved by the students, and it was a great way to get students up and moving.



Class 6A



Class 6B

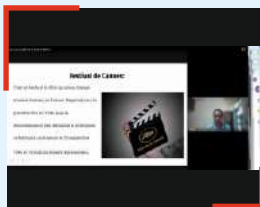


Class 6C

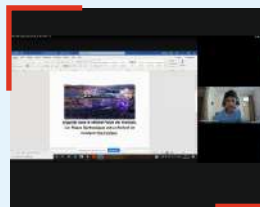


La France : Ses Personnages et ses fêtes

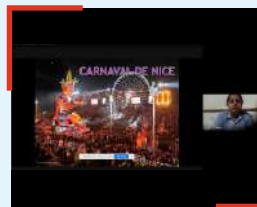
An activity based on experiential learning was conducted for the students of Class IX and X during their respective sessions for the subject French, with an objective to get an insight into French culture & society. The students enthusiastically showcased their presentations on famous French personalities of the present time and on French festivals. The presentations equally brought into fore some of the major world events for which France plays a proud host. The activity not only enabled the students to exhibit their foreign language skills but also offered them an opportunity to better know a culture, a people. Their participation was overwhelming, and they voiced their desire for more such activities in future.



Aarja 10A



Aditya 10A



Arushi 10A



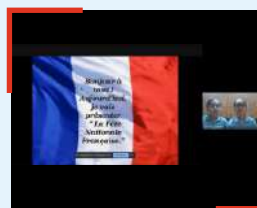
Harnoor 9A



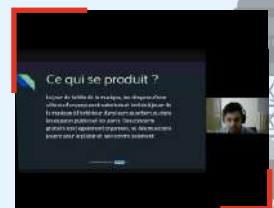
Kanu 9A



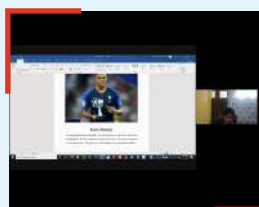
Madhav 9A



Mehak 10A



Mihir 10A



Ritvij 9A



Riddhima 9A



Muskaan 10A



Report on Class X Role Play Social Science

Role-playing as a teaching methodology is an activity when you either put yourself into somebody else's shoes or when you stay in your shoes but put yourself into an imaginary situation! The joy of role-playing is that students can 'become' anyone they like for a short time! The President, the Queen, a millionaire, a pop star

The students of Class 10 A & B performed the role play by picking various topics from the chapter "Nationalism in India". The learners acted out the assigned roles to explore the scenario and experience it from another viewpoint. It helped to make sense of theory and gathered the concepts into a practical experience. The different topics on which children presented their enactment were:



Jallianwala Bagh Massacre

The Salt March

Simon Commission

Champan Satyagrah

Non-Cooperation Movement

Civil Disobedience Movement

Rowlatt Act

Poona Pact

The children were given 10 minutes to present their enactment keeping the following parameters in mind

The storyline of the scenario

Ability to convey the central theme effectively

Confidence

Dialogue delivery

Creativity

The purpose of the role-play was to communicate a message about the topic and not focus as much on the actual person acting the role. It helped to improve communication between team members and to see problems or situations from different perspectives. It helped in motivating and engaging students to learn skills used in real-world situations (negotiation, debate, teamwork, cooperation, persuasion) and provided opportunities for critical observation of peers.





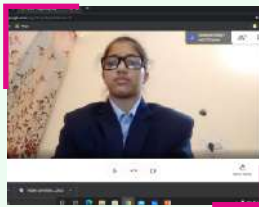
Tiya 10B



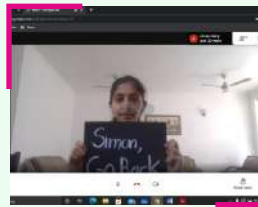
Aaditya 10A



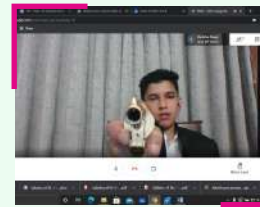
Aalamveer 10A



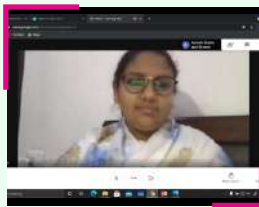
Aarushi 10A



Abir 10B



Arnav 10B



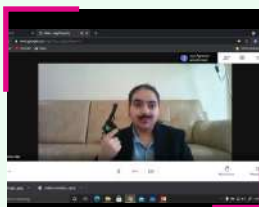
Ishika 10B



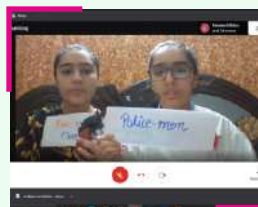
Jaskaran 10A



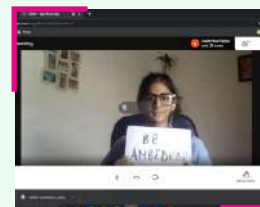
Kangan 10A



Mansimran 10A

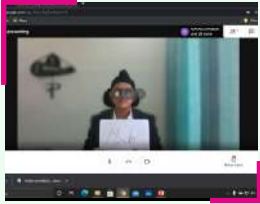


Mehak and Muskan 10A



Navya 10 A

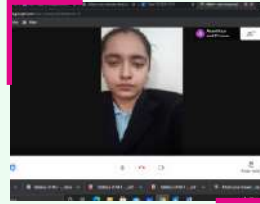




Rajpreet 10A



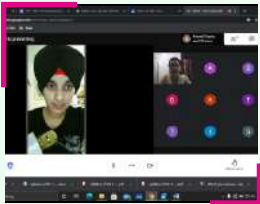
Reet 10B



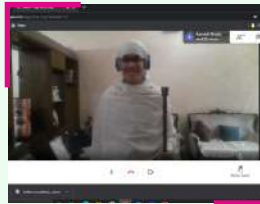
Safalta 10B



Aanya 10 B



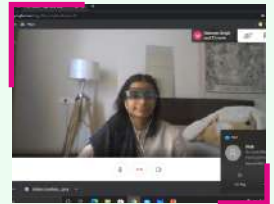
Seerat 10B



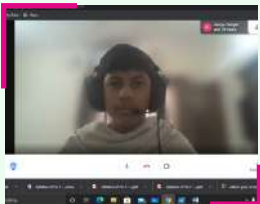
Sehajveer 10A



Tanveer 10B



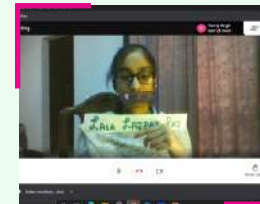
Ashneet 10A



Tushant 10B



Parneet 10A



Prabhleen 10A



Kudrat 10A



Purnima 10A



Prachi 10B



Taveesh 10B



Nayan 10A



Sarayu 10B



Why I call my house my home?



We at Smart Wonders School believe that communication is the main vehicle we use to interact with others around us, so we conduct a lot of speaking activities in our school that help our students in speaking their thoughts, which makes their verbal responses a great initial tool for 'assessment for learning'. We also believe that understanding how to communicate effectively with peers sets the stage for positive self-esteem that is why the students feel empowered when they can "talk the talk" in their social lives. For effective use of oral communication, we allow our students to advocate for themselves.

Keeping the same thought in mind, an online speaking activity named 'Why I call my house my home?' was conducted by the English Department of the school for all the students of Grade 6. In this activity, the students sketched out the layout of their homes and decorated the same with the waste material that was available at their homes like bottle caps, pencil shavings, coconut shells etc. They presented their creation before the class and spoke about why they call their house their home highlighting the importance of family bonding. Here are a few pictures showcasing the wonderful ideas of our young Wonderites.





Vardhan 6A




A.Mohamed 6A



Aditi 6B



Adrija 6B



Ananya 6B



Anika 6B



Anwasha 6B



Ashita 6C



Bhavik 6C



Harini 6B



Harkaran 6A




Mahip 6C



Mannat 6C



Mehernaz 6B



Mohammad 6B



Riyansh 6B



Sejal 6B



Surjith 6A



Swastika 6A



Tamanna 6A



Tanmeet 6B



Vaanya 6A



Vagisha 6A



Vanshika 6A





“Poetry is when an emotion has found its thought and the thought has found words.”

Poetry is the chiseled marble of language .It is like a paint spattered canvas where we use words instead of paint. Beauty is the realm of poetry and children enjoy the beauty of expressions, thoughts, feelings, rhyme, rhythm and music of words. Taking all these facts into consideration, a poetry recitation activity was organized for the students of Foundation Years on Thursday, 20th May 2021.

The children got an opportunity to exhibit their talent and confidence as they recited beautiful poems with great zeal and enthusiasm. The young poets came up with different poems and recited them beautifully. The educators and coordinator were mesmerized by their performance



Aadditya 2B



Abhiroop 1B



Amanjot 1A



Anika 1D



Bavanya 2C



Bhaavi 1C



Gurasis 1A



Gurmeet 2C




Gumazz 1D



Harkirat 2A



Harluv 2D



Harnoor 2B



Ishanvi 1A



Japjot 1B



Jasraj 2D





Kabir 2A



Kanwal 2D



Kanwarveer 2B



Kavya 1A



Khushi 1D



Kudrat 1B



Kunwar 1B



Manavjeet 2B



Mansaaaj 1A



Naksh 2B



Namandeep 2A



Nimrat 2B



Prabhjot 1D



Pranav 1D



Prisha 1C



Purvansh 1D



Riddhi 2D



Riddhima 1C



Ruhani 1D



Samaira 1A



Samar 1C



Shanvi 1C



Shaurya 2C



Virat 2B



Vivaan 2D



Students Corner




Abhir Sekhon 10B



Gurleen 9C



Agastya 3



Amreen 9C




Anaisa 5B



Angad 8A



Arshia 5B




Devangana 7A



Chahat 10B



Dilkirat 10B




Guntaas 5C



Harsimran 7D



Rudra 8C



Sukhmeet 7B



Vridhi 3D





Japleen 7D



Kavin 5A




Prabhjot 10B



Nandini 7A



Navya 5A



Noor 9C




Samanvay 3C




Sehajbir5C




Shardul 3A



Teghnoor 7D



Manraj 5B



Vidhi 5B



Sonia 10A





Nimrat Kaur 2B

Art Contest by Saraswati House India Pvt.Ltd.



“It is neither important nor matters whose
CHILDREN they are... My students are MY CHILDREN.
I Will Nurture and Love... Teach and Commit... to raise
THEM to be GOOD”



SMART WONDERS SCHOOL

Near IVY Hospital, Sector 71, Mohali.

